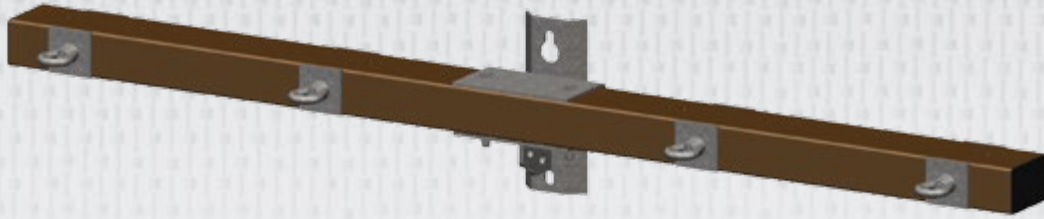


# CP3000 Fiberglass Reinforced Polymer (FRP) Tangent and Deadend Crossarm



DEADEND CROSSARM

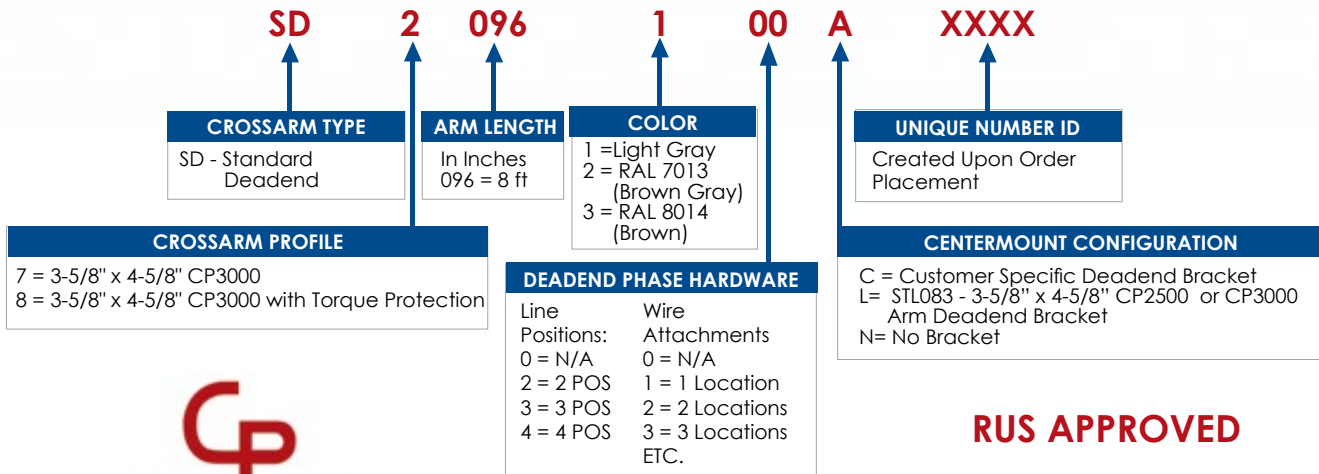
## TECHNICAL DATA

### CP3000 STANDARD DEADEND 3-5/8" X 4-5/8"

PART NUMBER	LENGTH (ft)	PHASES PER ARM	LONGITUDINAL LOADING			VERTICAL LOADING			WEIGHT w/ HARDWARE (lb)
			5% LEL ULTIMATE LOAD PER PHASE (lb)	AVERAGE ULTIMATE LOAD PER PHASE (lb)	DEFLECTION PER 1000LB PHASE LOAD (in)	5% LEL ULTIMATE LOAD PER PHASE (lb)	AVERAGE ULTIMATE LOAD PER PHASE (lb)	DEFLECTION PER 1000LB PHASE LOAD (in)	
SD7060124LXXXX	5	2	14,200	17,300	0.08	6,300	7,200	0.16	55
SD7096124LXXXX	8	2	14,200	17,300	0.29	5,800	7,200	0.48	69
SD7096148LXXXX	8	4	7,100	8,600	0.33	3,100	3,600	0.55	82
SD7120124LXXXX	10	2	12,400	14,800	0.55	4,300	5,900	0.94	79
SD7120148LXXXX	10	4	7,100	8,600	0.64	3,100	3,600	1.08	91
SD7144124LXXXX	12	2	10,000	11,900	0.92	3,400	4,700	1.69	88
SD7144148LXXXX	12	4	6,700	8,000	1.22	2,300	3,200	2.23	101

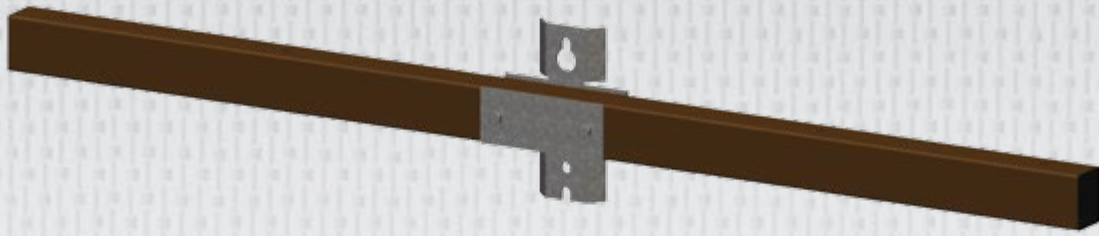
Notes:  
 Strength and deflection calculations are based on phase locations shown in the drawings located at [www.creativepultrusions.com](http://www.creativepultrusions.com).  
 The 5% LEL value is used for strength as dictated by NESC C2-2012.  
 Weights include centermount, hardware, and 3/4" double sided phase hardware.  
 Tested per ASTM D8019-15.  
 Longitudinal Loading acts in the major axis of the arm parallel to the conductor.  
 Vertical Loading acts in the minor axis of the arm.

## ORDERING SPECIFICATIONS



[www.creativepultrusions.com](http://www.creativepultrusions.com)  
 (888) CPI - PULL (274-7855)

**RUS APPROVED**



TANGENT CROSSARM

## TECHNICAL DATA

### CP3000 HEAVY TANGENT 3-5/8" X 4-5/8"

PART NUMBER	LENGTH (ft)	PHASES PER ARM	5% LEL ULTIMATE LOAD PER PHASE (lb)	AVERAGE ULTIMATE LOAD PER PHASE (lb)	DEFLECTION PER 1000LB PHASE LOAD (in)	WEIGHT w/ HARDWARE (lb)
HT7060100PXXXX	5	2	11,400	12,200	0.19	46
HT7096100PXXXX	8	2	11,400	12,200	0.41	61
HT7096100PXXXX	8	4	5,700	6,100	0.47	61
HT7120100PXXXX	10	2	11,400	12,200	0.72	70
HT7120100PXXXX	10	4	5,700	6,100	0.82	70
HT7144100PXXXX	12	2	9,600	10,400	1.04	80
HT7144100PXXXX	12	4	5,700	6,100	1.45	80

#### Notes:

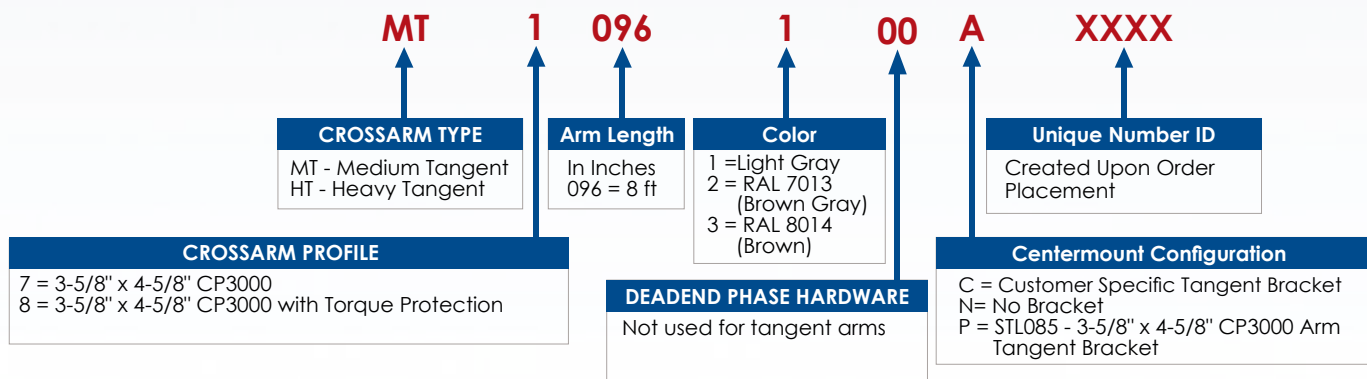
Strength and deflection calculations are based on phase locations shown in the drawings located at [www.creativepultrusions.com](http://www.creativepultrusions.com).

The 5% LEL value is used for strength as dictated by NESC C2-2012.

Weights include centermount and hardware.

Tested per ASTM D8019-15.

## ORDERING SPECIFICATIONS



## RUS APPROVED

Note: Reference FRP Utility Crossarm Brochure at <http://www.creativepultrusions.com>.

Creative Pultrusions, Inc. reserves the right to edit and modify literature, please consult the web site for the most current version of this document.



214 Industrial Lane, Alum Bank, PA 15521  
 814.839.4186 • Fax 814.839.4276 • Toll Free 888.CPI.PULL  
[www.creativepultrusions.com](http://www.creativepultrusions.com)

CPM250.020416  
 DLR: 07.06.16